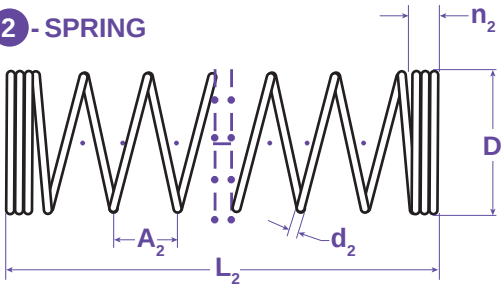


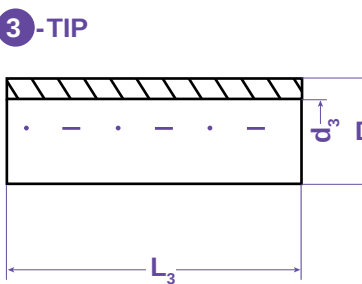
1 - CABLE = STEEL (ZINC PLATED) or SUS 304



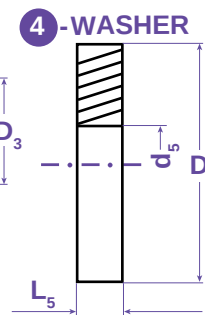
2 - SPRING



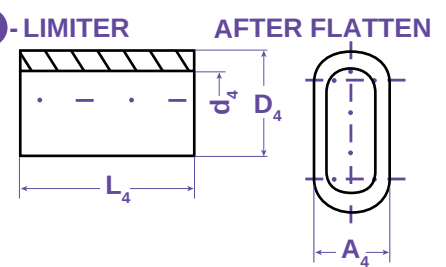
3 - TIP



4 - WASHER



5 - LIMITER



Size	Hose Size	PSI	PART #	L1	L2	L3	L4	L5	D1	D2	D3	D4	D5	d2	d3	d4	d5	A2	A4	n2
1/8" x 20" long	1/2" to 1-1/4"	200	WCT1B/SS	40.95	7.874	1.417	0.669	0.039	0.118	0.433	0.413	0.413	0.669	0.039	0.256	0.256	0.315	0.157	0.177	0.118
3/16" x 28" long	1/2" to 2"	200	WCT3B/SS	78.74	13.780	1.772	0.787	0.039	0.236	0.787	0.630	0.709	0.945	0.063	0.433	0.512	0.512	0.276	0.354	0.189
1/4" x 38" long	1-1/2" to 3"	200	WCT2B/SS	56.30	9.252	2.126	0.984	0.039	0.177	0.571	0.539	0.539	0.984	0.063	0.366	0.366	0.472	0.181	0.236	0.189
3/8" x 44" long	4"	200	WCT4B/SS	92.13	13.780	3.150	1.417	0.138	0.354	0.965	1.071	1.071	1.457	0.079	0.890	0.890	0.079	0.256	0.472	0.236

FEATURES & APPLICATIONS:

• General Uses:

A positive Safeguard for Air Hose Connections-Helps you Meet Today's Safety standards. These strong steel cables prevent hose whip in case of accidental separation of coupling or clamp device. "SAFETY CABLE" reaches across the hose fittings to provide standby safety for hose. Spring-loaded loops in the cable ends open easily to pass over the coupling for a firm grip on the hose. "SAFETY CABLE" should be installed in the extended position (no slack). **MAXIMUM WORKING PRESSURE: 200 psi for Air.**

• USE "SAFETY CABLE" TO HELP PREVENT ACCIDENTS OR INJURY RESULTING FROM HOSE OR COUPLING FAILURE.

Type/Dimension

WCT...B	WCT...SS
1. Steel cable (Zinc plated)	1. SUS304 Steel cable
2. Spring wire	2. SUS304 Steel Spring wire
3. Tip-Aluminum	3. Tip -SUS304 Steel pipe
4. Limiter - Aluminum	4. Limiter - SUS304 Steel pipe
5. Washer (4 ea)	5. Washer - SUS304 Steel pipe

TITLE SAFETY CABLE - HOSE TO TOOL

DISCLAIMER

All drawings and specifications are subject to change without notice. Drawings represent general dimensions of our products. Seal Fast cannot guarantee the dimensions in the drawing will exactly match those in the drawing. This drawing is the property of Seal Fast Inc. Copying or reproduction of this drawing is expressly prohibited.

MATERIAL

PLATED CARBON STEEL / SUS 304

DRAWING NOT TO SCALE

PART #

WCT...B/SS

